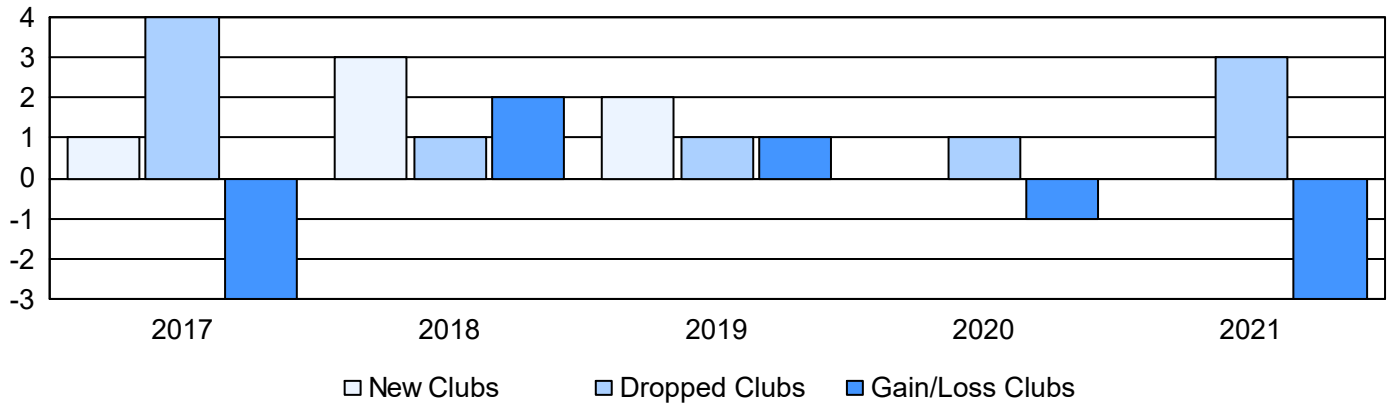
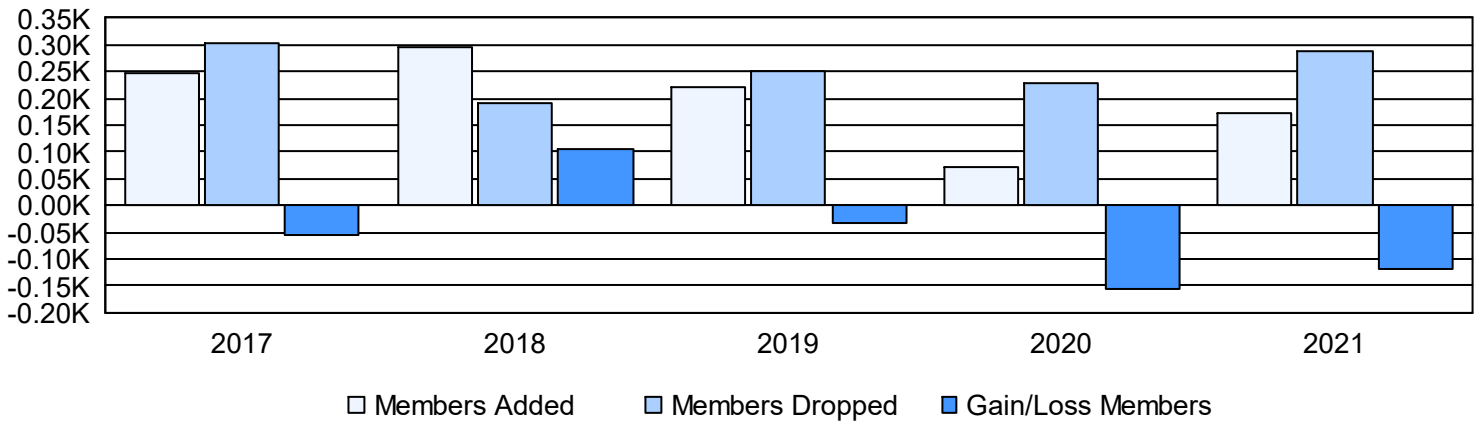


| Year | New Clubs | Dropped Clubs | Gain/ Loss Clubs | New Members | Charter Members | Reinstate Members | Transfer Members | Total Member Added | Total Members Dropped | Gain/ Loss Members |
|----------------|-----------|---------------|------------------|-------------|-----------------|-------------------|------------------|--------------------|-----------------------|--------------------|
| 2016-2017 | 1 | 4 | -3 | 202 | 32 | 4 | 10 | 248 | 303 | -55 |
| 2017-2018 | 3 | 1 | 2 | 172 | 100 | 15 | 8 | 295 | 190 | 105 |
| 2018-2019 | 2 | 1 | 1 | 158 | 49 | 4 | 9 | 220 | 251 | -31 |
| 2019-2020 | 0 | 1 | -1 | 67 | 1 | 4 | 0 | 72 | 228 | -156 |
| 2020-2021 | 0 | 3 | -3 | 103 | 11 | 55 | 3 | 172 | 289 | -117 |
| Average | 1 | 2 | -1 | 140 | 39 | 16 | 6 | 201 | 252 | -51 |

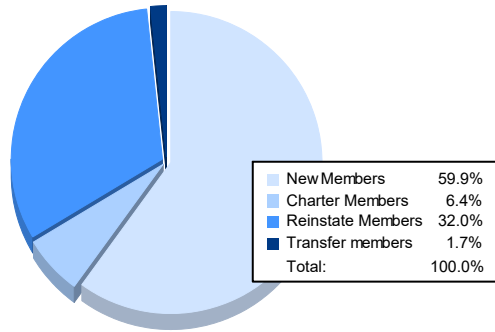
Clubs



Members



Membership Composition June 2021 Cumulative



Gender Composition June 2021 Cumulative

